



NATIONAL  
**Eucharistic  
Revival**



# **EUCHARISTIC REVIVAL SMALL GROUP PLANNING**

For Fall 2023 Parish Small Groups



# WELCOME & THANK YOU!

Your training team:

- Joel Stepanek
  - Chief Mission Officer, National Eucharistic Congress
- Molly Judd
  - Director of Content
- Kris Frank
  - Sr. Director of Strategy and Operations







# LECTIO PRAYER

- **READ:** Read Matthew 13:1-9 (The Sower) twice slowly.
- **PONDER:** Allow quiet time to think about the passage. Ask “What word, image or phrase resonates with me? What is the Holy Spirit saying to me?”
- **SHARE:** You are invited to share your reflections using the chat button, and we will read some out loud.





## Matthew 13: 1-9

*ears ought to hear.”*

*But some seed fell on rich oil, and produced fruit, a hundred or sixty or thirtyfold. Whoever has*

*seed fell among thorns, and the thorns grew up and choked it.*

*“A sower went out to sow. And as he sowed, some seed fell on the path, and the birds came and ate it up. Some fell on rocky ground, where it had little soil. It sprang up at once because the soil was not deep, and when the sun rose it was scorched, and it withered for lack of roots. Some seed fell among thorns, and the thorns grew up and choked it.*

*And he spoke to them at length in parables, saying:*

*around him that he got into a boat and sat down, and the whole crowd stood along the shore.*

*On that day, Jesus went out of the house and sat down by the sea. Such large crowds gathered*






# FOR SUCH A TIME AS THIS (Esther 4:14)

God knows me and calls me by name.

God has created me to do Him some definite service. He has committed some work to me which He has not committed to another. I have a mission – I may never know it in this life, but I will be told it in the next.

I am a link in a chain, a bond of connections between persons. He has not created me for naught. I shall do good, I shall do His work.

A Meditation by Saint John Henry Newman





***The Eucharistic Revival is intended to be  
far more than a series of events or a program.  
It aims to be a movement that enkindles a  
living relationship with Jesus Christ  
in the Eucharist and renews the Church.***

**BISHOP ANDREW COZZENS**

Chairman of the USCCB's Committee on Evangelization and Catechesis



## **3 PART AGENDA**

1. OVERVIEW OF THE REVIVAL: Mission and structure
  2. WEBPAGES & TRAINING
  3. STEPS TO PREPARE: Setting up parish study for success
- This PPT covers a lot of material. Jot down questions and will take them at end



## A NOTE ABOUT SCHEDULING YOUR SMALL GROUPS

- “Jesus and the Eucharist” study created for Year of Parish Revival
- Parishes may host small groups in the fall or new year (2024)
  - Discuss the preferred timeframe with your pastor.
- This training is designed for parishes hosting small groups this fall
  - We are offering this training in the Fall, and you may attend that training as well.





## **3 PART AGENDA**

1. OVERVIEW OF THE REVIVAL: Mission & the 3-year structure
2. WEB PAGES & TRAINING
3. STEPS TO PREPARE: Setting up parish study for success



# MISSION OF THE EUCHARASTIC REVIVAL

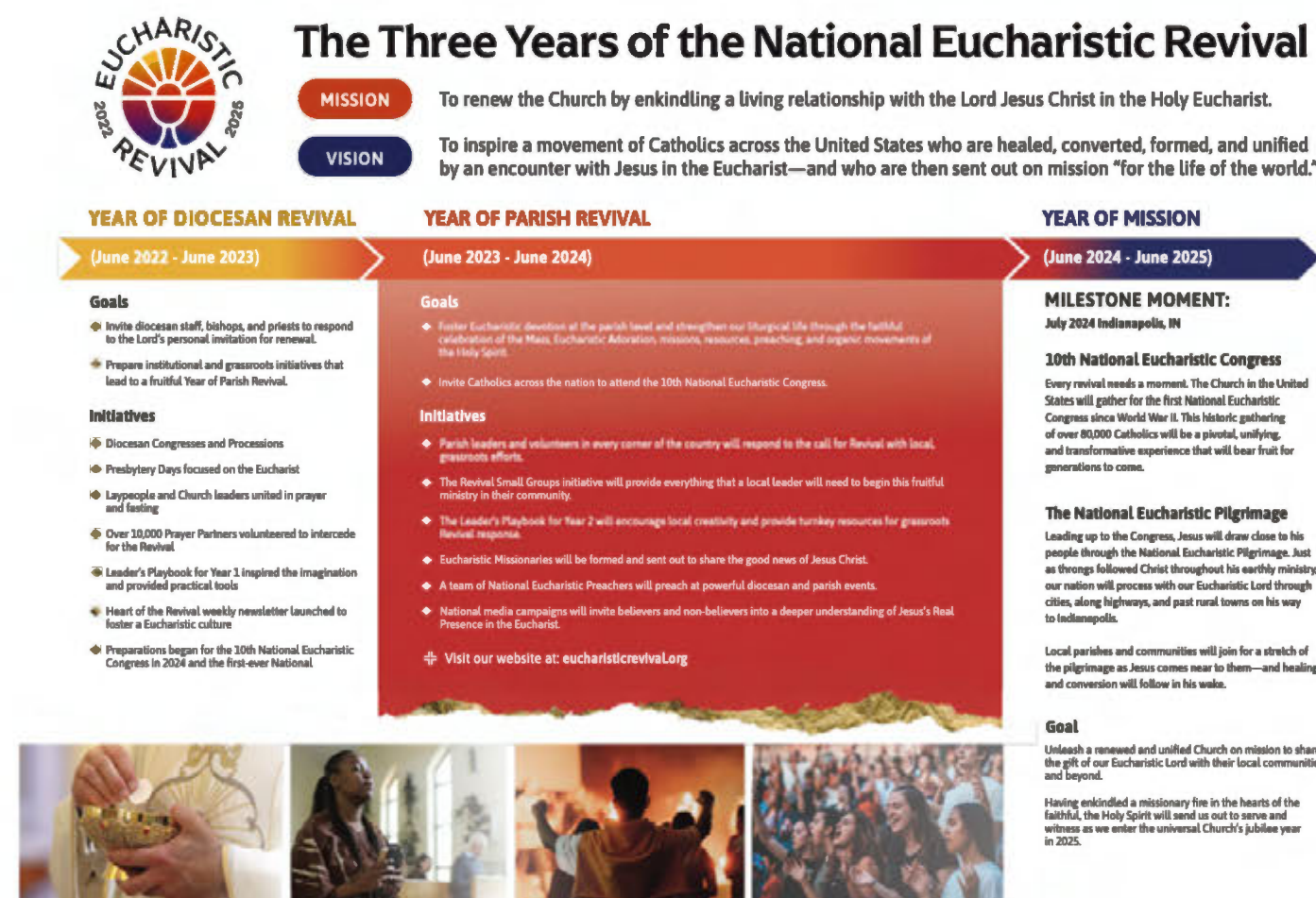
To renew the church  
by enkindling a living relationship with  
the Lord Jesus Christ in the Holy Eucharist





# EUCCHARISTIC REVIVAL OVERVIEW

- Created an infographic to give overview of the 3-year Eucharistic Revival process
- Posted on the Parish Point Person web page
- Review and share







# THE 3 YEAR STRUCTURE OF THE REVIVAL

- Year 1: Diocesan Year
  - June 2022 – June 2023
- Year 2: Year of Parish Revival
  - June 2023 – June 2024
- Year 3: Year of Parish Mission
  - June 2024 – June 2025
  - July 17-21, 2024: 10<sup>th</sup> National Eucharistic Congress
  - Preceded by a National Eucharistic Pilgrimage





## **YEAR 2: YEAR OF PARISH REVIVAL** (June 2023 – June 2024)

Parishes are invited to do two things:

- Discern and implement the Parish Playbook
  - Best practices for parish activities under the 4 pillars of the Revival
  - Posted to the Parish Point Person webpage in late April
- Parish-wide small groups using “Jesus and the Eucharist” study
  - Help parishioners encounter and grow in their love for Jesus in the Eucharist
  - Build parish community



## PARISH PLAYBOOK (4 PILLARS OF EUCHARISTIC REVIVAL)

PILLAR 1: PERSONAL ENCOUNTER:  
Monthly encounter nights with adoration

PILLAR 2: REINVIGORATE WORSHIP:  
Art of celebration of the liturgy

➔ **PILLAR 3: ROBUST FORMATION:**  
Parishes host the “Jesus and the Eucharist” study  
Kerygmatic and Eucharistic homily series

PILLAR 4: SEND MISSIONARIES:  
“Invite One Back” campaign; recommit to poor







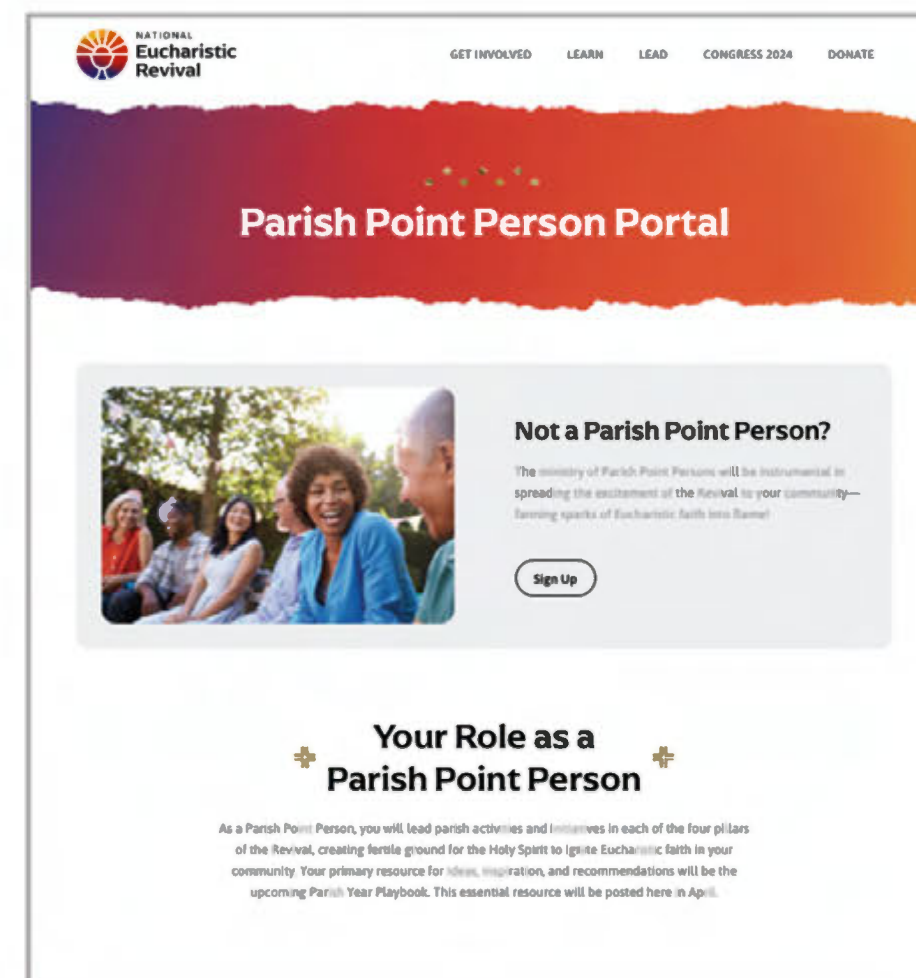
## **3 PART AGENDA**

1. OVERVIEW OF THE REVIVAL: Mission & the 3 year structure
2. WEB PAGES & TRAININGS
3. STEPS TO PREPARE: Setting up parish study for success



## WEB PAGE: PARISH POINT PERSONS & CORE TEAM MEMBERS

- [Eucharisticrevival.org/parishpointperson](https://Eucharisticrevival.org/parishpointperson)
- Links to register for training & Q/A sessions
- Documents posted: These slides, 1 page presentation outline, downloadable documents
- Webpage updated throughout process





## TRAININGS: PARISH POINT PERSONS & CORE TEAM MEMBERS

- 1<sup>st</sup> Training/now: Planning your small groups
  - If questions, attend an optional live virtual Q&A session in April & May
- 2<sup>nd</sup> Training: Implementing your small groups
  - Offered late August – September
  - Launching your small groups + material release
  - Same format







## WEB PAGE: TABLE FACILITATORS

- Live in August
- [Eucharisticrevival.org/tablefacilitator](http://Eucharisticrevival.org/tablefacilitator)
- Links to register for training and Q/A sessions
- Documents posted: Training slides and related documents



## TRAINING: TABLE FACILITATORS

- Short training offered late Aug. – Sept.
- Follows same format
  - Live trainings recorded for later
  - Attend optional live virtual Q&A session
- Parish Point Persons and Core Team members also attend this training
  - Understand and support your Table Facilitators in their role and answer any questions that arise





# A WORD ABOUT PARISH STAFF AND RESOURCES

- Pastor commitment
  - Receive updates from Parish Point Person
  - Invites and encourages parishioners to attend
  - Consider homily messaging and preaching series, especially launch weekends
  - Register for communications
- Parish staff time (communications, administrative & facilities)
- Parish printing expenses
  - The study video and participant materials will be downloadable, free of charge
  - Parish incurs printing and copying expenses for the participant materials and promotional materials (e.g., bulletin inserts, posters)
  - Hospitality for the small groups; expenses related to child-care if provided





## **3 PART AGENDA**

1. OVERVIEW OF THE REVIVAL: Mission & the 3 year structure
2. RESOURCES & SUPPORT: Webpages and trainings available to you
3. STEPS TO PREPARE: Setting up parish study for success



# THE 5 STEPS TO TAKE NOW TO PREPARE FOR THE FALL

- ✓ Step 1: FORM CORE TEAM
- ✓ Step 2: PLAN PARISH HOSTED SMALL GROUP STUDY
- ✓ Step 3: RESERVE FALL PARISH CALENDAR AND SPACE
- ✓ Step 4: PREPARE COMMUNICATIONS PLAN AND CALENDAR
- ✓ Step 5: RECRUIT TABLE FACILITATORS





# STEP 1: FORM CORE TEAM

- Plan your core team
  - Recommended
  - Can be big or small
  - Consider your parish community
  - Downloadable doc: List of parishioners to consider along with a worksheet
- Invite members
  - Invitation with job description
- Ask members to review training
- Set your core team meeting schedule







## STEP 2: PLAN YOUR PARISH SMALL GROUPS

- Parish Options
  - If parish has an existing small group study, use the “Jesus and the Eucharist”
  - And/or start a new parish wide hosted small group study
  - Consider hosting a daytime and evening option
- Set the dates/times for the 7 study sessions
  - Video and participant handout posted weekly, starting Thursday, September 14
  - Recommend starting the week of September 18 and finish before Thanksgiving
- Review plan with Pastor



## **STEP 2: PLAN YOUR PARISH SMALL GROUPS (continued)**

- Example invitation:

Join our parish wide Eucharistic Revival small group study titled “Jesus and the Eucharist”!  
Thursday evenings 7-9pm starting September 21  
Come alone or come with others and join a table with fellow parishioners  
Registration appreciated but not required  
All are welcome!

- Objective: Make it easy for parishioners to attend
  - They just need to show up
- Consider providing childcare



# FORMAT OF SMALL GROUP STUDY

- Provided and explained in fall training
- 7 Sessions
  - Each 2 hours or less; appx. half is table discussion
- Parish set-up
  - Parish provides tables for small groups to meet
  - Screen to view the video
  - Parish prints and provides participant handouts
- Participants
  - Sit down at a table; stay at table for entire session
  - No pre-work or home-work
  - Study designed for adults; relevant for high school and middle school students







# VIDEO AND PARTICIPANT HANDOUTS

- Video
  - Process: Parish downloads video and presses play; video runs the entire 2 hour session guiding the study, including the table discussions
  - Content: Begins with kerygmatic proclamation and builds to God's saving work in the Eucharist. Bishop opening; lectio prayer; teachings with testimonies; table discussions, all guided by a host
- Participant handouts
  - Process: Parish downloads and prints participant handouts each session; places at tables
  - Content: Scripture for lectio prayer; outlines for teachings; table discussion guidelines and questions



## **All materials and trainings are available in both English and Spanish**

- English and Spanish materials will be available at the same time and your parish can do one or both during study
- Trainings available in both English and Spanish
  - Planning for Small Group study, Implementing Small Group study, Table Facilitator



## **FINAL NOTE:**

### **INVITE EXISTING OFF-SITE SMALL GROUPS TO USE THE STUDY**

- Prepare a list of existing small groups
  - e.g., Bible study groups, prayer groups, Cursillo
- Send an invitation to use the “Jesus and the Eucharist” study
  - Downloadable invitation document on your webpage





## STEP 3: RESERVE FALL PARISH CALENDAR AND SPACE

- Reserve 7 weeks on faith formation calendar
- Reserve room(s) with tables and a video screen
  - Reserve space that works for your parish
  - For example: Small groups meet in a large meeting room with multiple tables and 1 big screen
  - Another example: A small group meets at a table and views the video on a laptop





## STEP 4: PREPARE COMMUNICATIONS PLAN AND CALENDAR

- Prepare communications plan through September
  - Electronic: Website, social media, electronic communications
  - Traditional: Bulletin text/insert; poster; pulpit announcements
  - See your webpage for downloadable resources
  - Work with your parish Communications manager
- Plan key weekends in late Aug. - September
  - Aug 26/27, Sept. 2/3 (labor day weekend); 9/10; 16/17
  - **Sept 9/10: Pastor homily messaging & a testimony after Mass**
  - (Testimony guidance: Person comfortable speaking at podium; can speak from heart on value of small groups and Eucharist to life of faith; review content/length in advance)



## STEP 5: RECRUIT TABLE FACILITATORS

- How many? Estimate number of facilitators needed
  - Estimate number of parishioners attending
  - Divide by 6 (plan for 6 at a table in a small group)
  - Gives the # of table facilitators needed
  - If run short, put 8 at a table in a small group
- Example
  - Parish estimates 100 parishioners will attend
  - Divided by 6 = 16.7
  - Plan to recruit 17 table facilitators (more if you can for back-ups)





## STEP 5: RECRUIT TABLE FACILITATORS (continued)

- Prepare a list of parishioners to invite
  - Webpage has a downloadable document with a list of parishioners to consider, along with a worksheet
- Invite
  - Webpage has a downloadable document with an invitation (including a job description and request to attend training)
  - Start invitations now, understanding you will likely get most late summer or September when people know their fall schedules



## **STEP 5: RECRUIT TABLE FACILITATORS (continued)**

- A word of encouragement when inviting
- Video and materials are intentionally designed to make the role of the table facilitator easy
  - Table facilitators will be trained in late Aug – September
  - Role is limited to table discussions; no pre-work or home-work
  - Video host gives instructions for the table discussions and provides a warning to help the group wrap up their discussion on time
  - Small groups will use a “Process for Invitation”



## THAT'S IT!

- Please attend the training for Implementing your small groups late August - September
- Also attend a table facilitator training late August – September

## QUESTIONS AFTER TRAINING?

- Attend a live open Q&A sessions scheduled in April and May. Register @/**parishpointperson**
- Email [parish@eucharisticrevival.org](mailto:parish@eucharisticrevival.org)








## TO POSE QUESTIONS NOW

Click on the Q&A button that looks like this





NATIONAL  
**Eucharistic  
Revival**



**THANK YOU!**