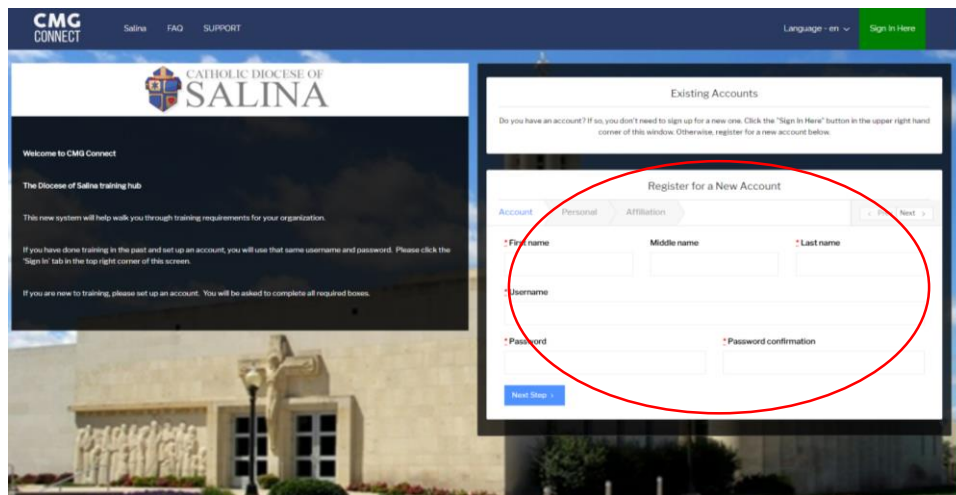


# CMGConnect

## Diocese of Salina- Safe Environment Training Instructions for JR CYO CAMP COUNSELORS

### Getting Started:

- The safe environment training platform can be accessed at the Diocese of Salina's webpage <http://salinadiocese.org> or <https://salina.CMGconnect.org>. It is recommended to use Google Chrome for full functionality. Please set aside at least 75 minutes to complete this training.
- Register for a **New Account** by completing the required boxes.  
First name, last name, set up a username and password (*that you will remember*).  
address, phone number, email (*suggested, but not required*), and date of birth.  
primary parish where you normally volunteer  
your role in the parish (*please choose volunteer*)  
how you participate in your parish (*please choose employee/volunteer*)  
**\*Please note, if you do not follow these instructions, you will not be instructed to do the correct training, which may result in the Diocese not getting the results of your training and background check.\***



The screenshot shows the CMGConnect website interface. On the left, there is a navigation menu with 'Salina', 'FAQ', and 'SUPPORT'. The main content area features the 'CATHOLIC DIOCESE OF SALINA' logo and a 'Welcome to CMG Connect' message. On the right, there is a 'Register for a New Account' form with fields for 'First name', 'Middle name', 'Last name', 'Username', 'Password', and 'Password confirmation'. A red circle highlights the registration form area.

- Once you have completed all 3 registration screens, your required training will pop up. Begin the Required training, Safe Environment Curriculum-Salina by clicking **Start Curriculum**.

### Required Trainings



## CMGConnect



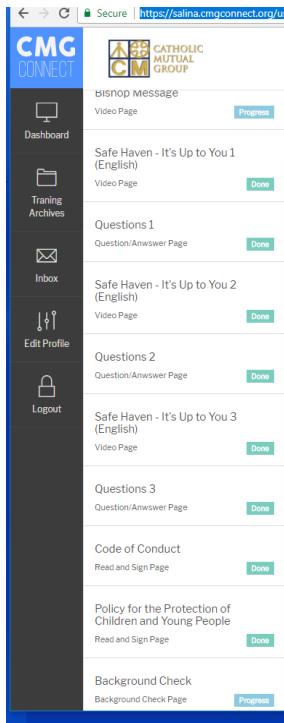
A. Safe Environment Curriculum - Salina

5 Years

Includes: Bishop Weisenburger's Message; Safe Haven - It's Up to You video segments; Quiz Questions; Code of Conduct; Policy Acknowledgement; Background Check.


▶ Start Curriculum

- Complete *each* section of the training, starting with the Bishop’s message and ending with the background check. (You may have to scroll down to see all the required sections). As you complete each section they will show as “done” in the corresponding boxes.



Your background check will show “in progress” until the **Diocese** reviews it.

**Please email [wendy.backes@salinadiocese.org](mailto:wendy.backes@salinadiocese.org) 10 days after completing the training to get your certification status date to put on FORM A!!**

- Once you have completed everything, click the  to return to the main menu.

**Please email [wendy.backes@salinadiocese.org](mailto:wendy.backes@salinadiocese.org) 10 days after completing the training to get your certification status date to put on FORM A!!**

Thank you for completing the Safe Environment training for the Diocese of Salina.

If you have questions regarding your training, please [wendy.backes@salinadiocese.org](mailto:wendy.backes@salinadiocese.org)

**For additional support email [cmgconnect@catholicmutual.org](mailto:cmgconnect@catholicmutual.org)**